

Scaled data based on original data using  
LM-79-08 Approved Method: Electrical and Photometric Measurements of Solid-  
State Lighting Products

Test Report Prepared for  
Cooper Lighting Solutions  
(formerly Eaton)

Brand: STREETWORKS

Report Number: P417236

Luminaire Tested: **LXF.LXT-PA1-90-750-U-T2U**

Issue Date: 10/26/2020

**Test Information**

Test Method: LM-79-08  
Report Number: P417236  
TEST IS SCALED FROM IESNA LM-79-08 TEST DATA (G3-1907-433-5)  
Test Lab: INNOVATION CENTER  
Issue Date: 10/26/2020  
Manufacturer: COOPER LIGHTING SOLUTIONS (FORMERLY EATON)  
Product Line: STREETWORKS  
Catalog Number: LXF.LXT-PA1-90-750-U-T2U  
Description: DECORATIVE POST TOP LUMINAIRE  
(1) 70 CRI, 5000K, 1180mA LIGHT ENGINE WITH 24 LEDS AND TYPE II U OPTICS  
Light Source: -  
Ballast/Driver: ELECTRONIC DRIVER

**Summary**

Lumens per Lamp: N/A  
Luminaire Lumens: 10013 lumens  
Efficiency: N/A  
Efficacy: 106.5 lumens/watt  
Luminous Opening: Rectangular (W 1.17' x L: 1.17' x H: 0')  
IES Classification: Type II - Short - Non-Cutoff  
BUG Rating: B3 - U0 - G3

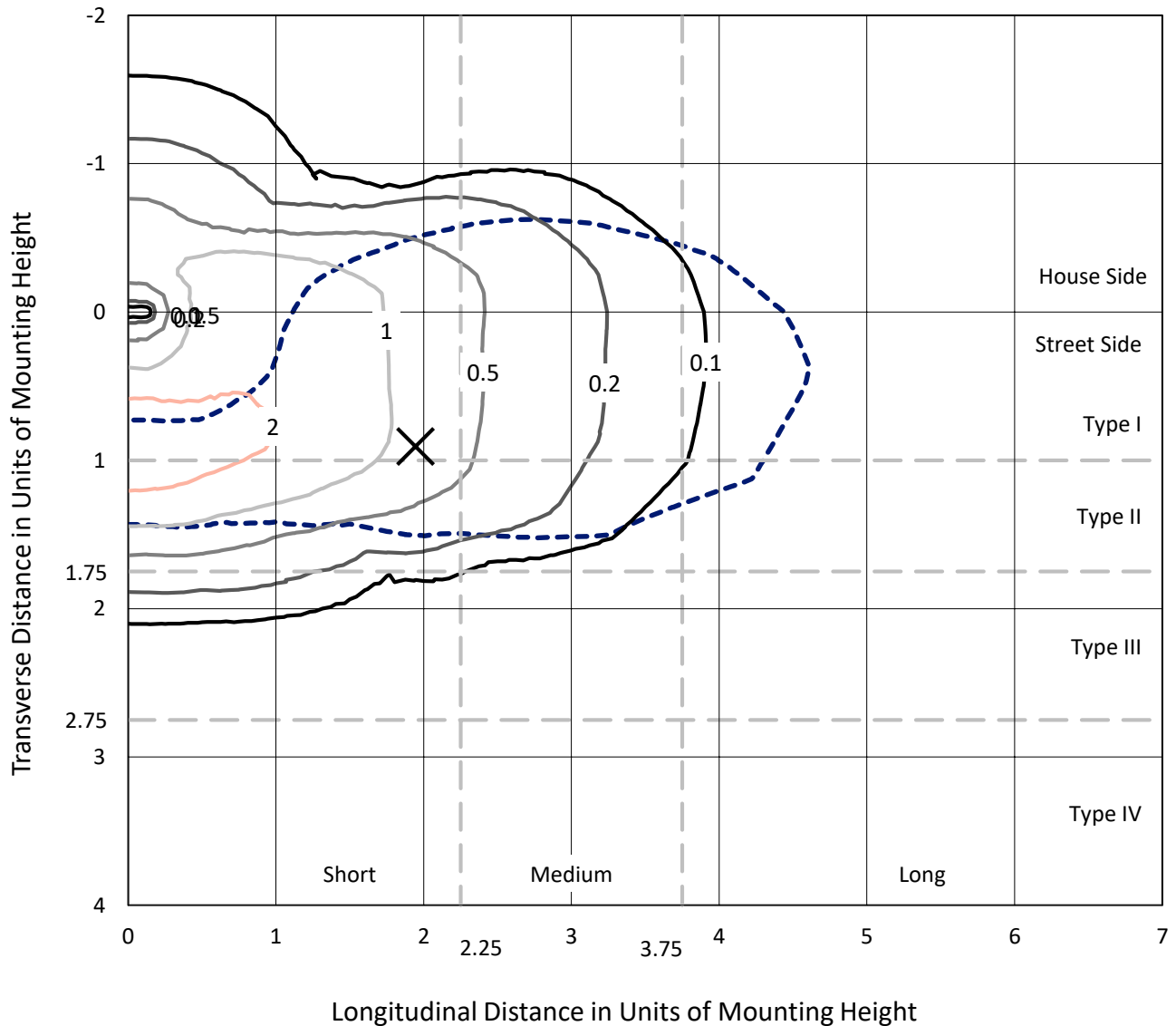
Input Watts (W): 94  
Input Voltage (V): NR  
Input Current (Ain): NR  
Voltage Rise (V): NR  
Power Factor: NR  
Total Harmonic Distortion (THDi): NR  
Frequency (hertz): 60  
Stabilization Time: NR  
Operation Time: NR  
Ambient Temperature (°C): NR  
Test Distance: 28.75 FT



REPORT NUMBER: P417236  
 CATALOG NUMBER: LXF.LXT-PA1-90-750-U-T2U

### Iso-Footcandle Lines of Horizontal Illumination

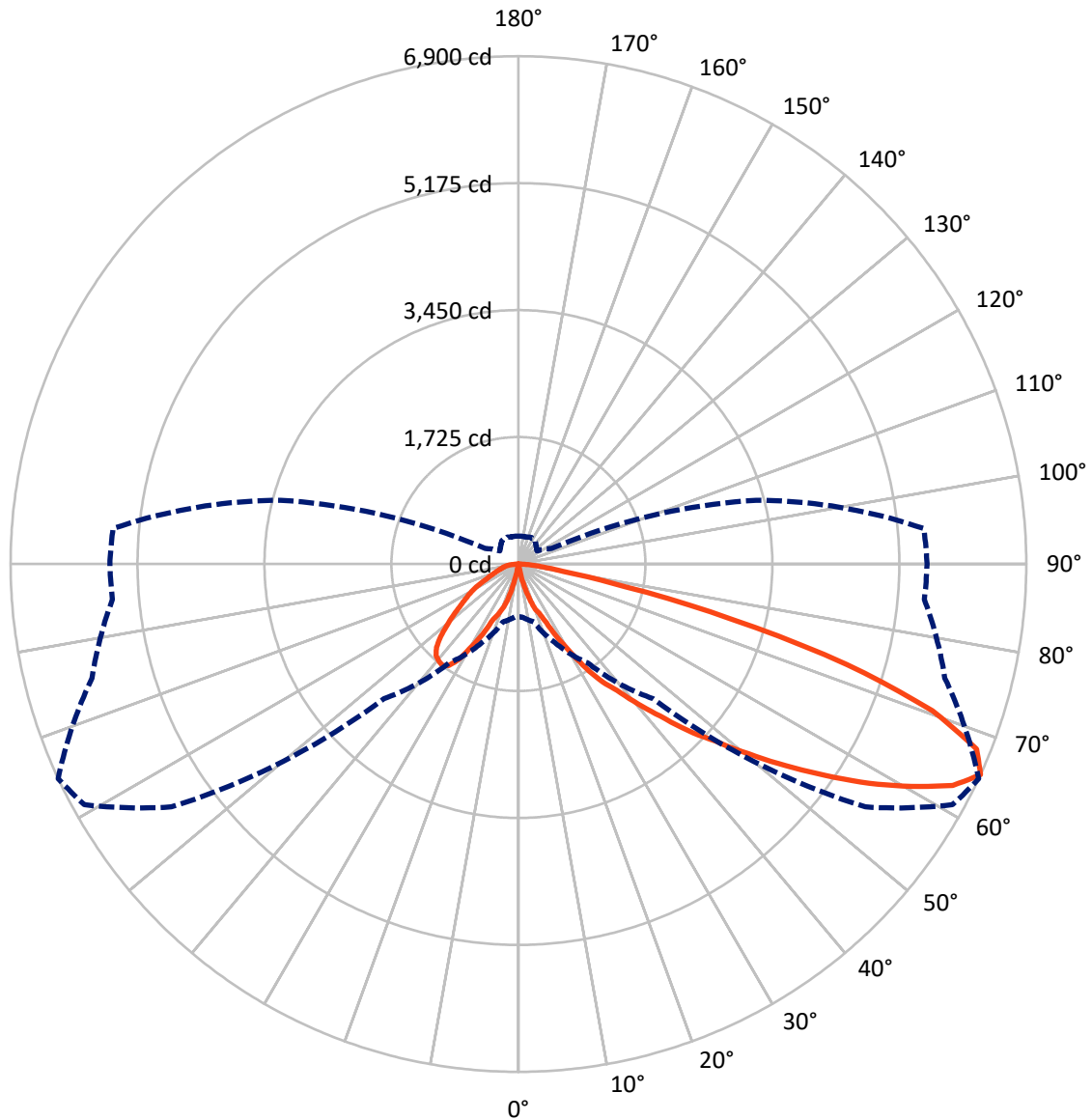
✕ Max cd  
 - - - 1/2 Max cd



Based on 25 foot mounting height. Maximum calculated value = 3.1 fc  
 Type II - Short - Non-Cutoff

REPORT NUMBER: P417236  
CATALOG NUMBER: LXF.LXT-PA1-90-750-U-T2U

### Luminous Intensity Polar Plot



— Vertical Plane Through 65-Deg Lateral      - - - Horizontal Cone Through 65-Deg Vertical



REPORT NUMBER: P417236

CATALOG NUMBER: LXF.LXT-PA1-90-750-U-T2U

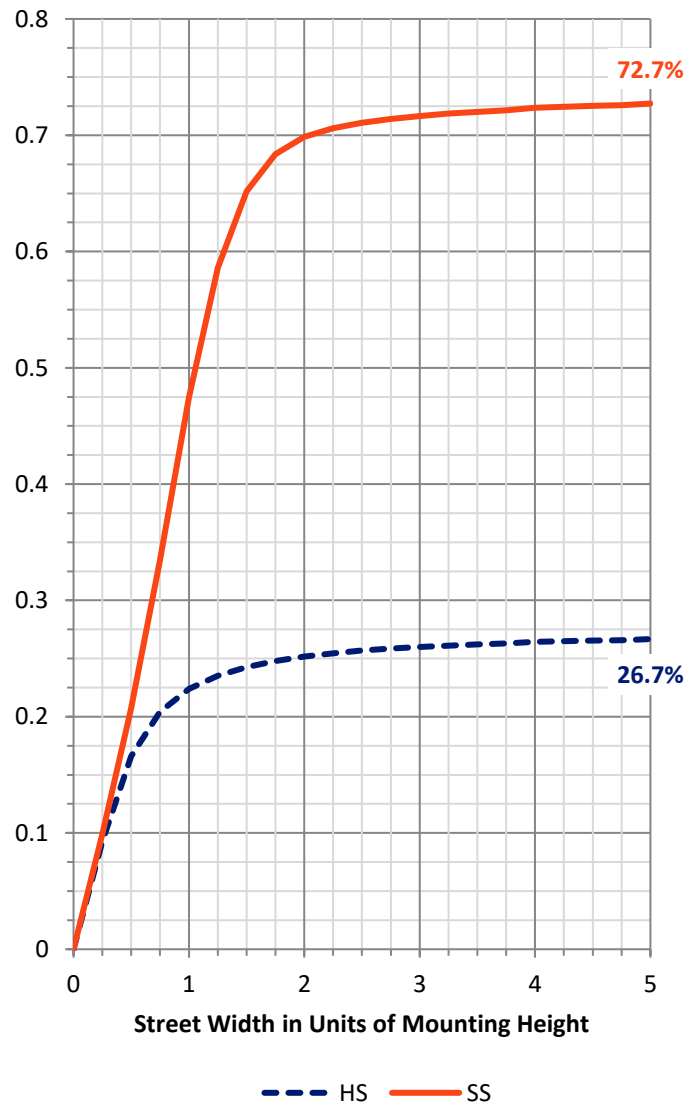
**FLUX DISTRIBUTION:**

		Downward	Upward	Total
<b>House Side</b>	Lumens	2701.8	0.0	2701.8
	% Fixture	27.0	0.0	27.0
<b>Street Side</b>	Lumens	7311.2	0.0	7311.2
	% Fixture	73.0	0.0	73.0
<b>Total</b>	Lumens	10013.0	0.0	10013.0
	% Fixture	100.0	0.0	100.0

**Coefficient of Utilization**

**ZONAL LUMENS:**

Zone	Lumens	% Fixture
0°-10°	7.3	0.1
10°-20°	110.6	1.1
20°-30°	425.9	4.3
30°-40°	1065.8	10.6
40°-50°	1984.5	19.8
50°-60°	2598.6	26.0
60°-70°	2329.6	23.3
70°-80°	1281.4	12.8
80°-90°	209.4	2.1
90°-100°	0.0	0.0
100°-110°	0.0	0.0
110°-120°	0.0	0.0
120°-130°	0.0	0.0
130°-140°	0.0	0.0
140°-150°	0.0	0.0
150°-160°	0.0	0.0
160°-170°	0.0	0.0
170°-180°	0.0	0.0
0°-90°	10013.0	100.0
0°-180°	10013.0	100.0



REPORT NUMBER: P417236

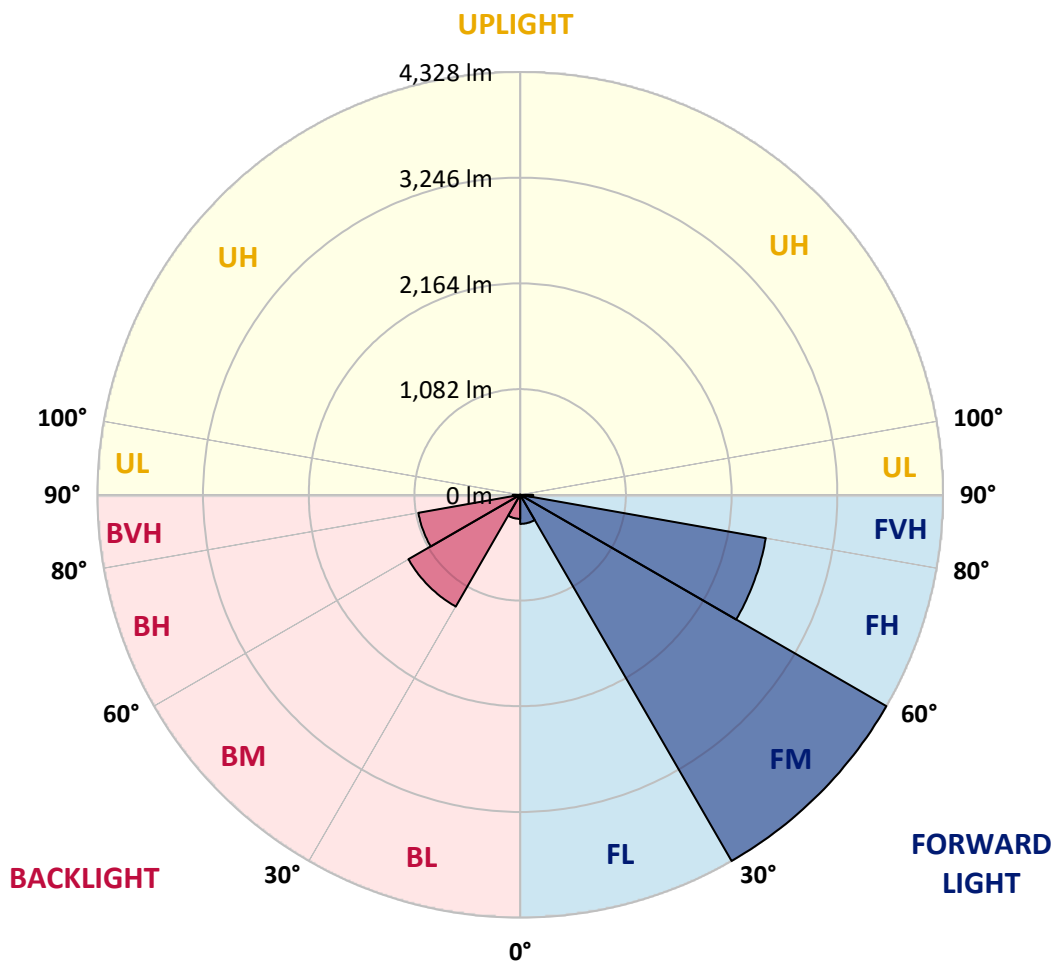
CATALOG NUMBER: LXF.LXT-PA1-90-750-U-T2U

**LUMINAIRE CLASSIFICATION SYSTEM LUMEN TABLE AND BUG RATING:**

Zone		Lumens	% Fixture	Zone Rating/Lumen Limit		
				B	U	G
FL	(0°-30°)	297.7	3.0			
FM	(30°-60°)	4327.8	43.2			
FH	(60°-80°)	2552.9	25.5			G2/5000
FVH	(80°-90°)	132.8	1.3			G2/225
BL	(0°-30°)	246.1	2.5	B1/500		
BM	(30°-60°)	1321.1	13.2	B2/2500		
BH	(60°-80°)	1058.0	10.6	B3/2500		G3/2500
BVH	(80°-90°)	76.5	0.8			G1/100
UL	(90°-100°)	0.0	0.0		U0/0	
UH	(100°-180°)	0.0	0.0		U0/0	

**BUG Rating: B3-U0-G3**

Type II Short





REPORT NUMBER: P417236

CATALOG NUMBER: LXF.LXT-PA1-90-750-U-T2U

**CANDELA DISTRIBUTION (FULL):**

	0°	5°	15°	25°	35°	45°	55°	61°	65°	75°	85°
0°	3.2	3.2	3.2	3.2	3.2	3.2	3.2	3.2	3.2	3.2	3.2
2.5°	5.4	5.4	6.5	7.5	7.5	6.5	5.4	4.3	3.2	2.2	2.2
5°	49.6	44.2	34.5	23.7	14.0	10.8	8.6	6.5	5.4	3.2	2.2
7.5°	242.6	241.5	240.4	241.5	236.1	92.7	17.3	10.8	8.6	4.3	3.2
10°	243.7	242.6	241.5	243.7	243.7	240.4	228.6	33.4	17.3	10.8	10.8
12.5°	433.4	418.3	288.9	254.4	245.8	245.8	245.8	219.9	209.2	154.2	186.5
15°	455.0	451.7	450.7	452.8	401.1	265.2	370.9	349.3	353.6	301.9	357.9
17.5°	478.7	473.3	469.0	470.1	451.7	520.7	487.3	498.1	502.4	381.7	418.3
20°	741.8	741.8	685.7	519.7	570.3	653.4	539.1	591.9	655.5	570.3	585.4
22.5°	842.0	834.5	826.9	783.8	717.0	712.7	783.8	686.8	728.8	837.7	774.1
25°	1145.0	1147.2	961.7	904.6	1001.6	873.3	935.8	930.4	880.9	1015.6	981.1
27.5°	1449.0	1453.3	1432.9	1275.5	1145.0	1123.4	1065.2	1148.2	1135.3	1126.7	1207.5
30°	1732.6	1731.5	1638.8	1573.0	1502.9	1377.9	1313.2	1330.4	1382.2	1334.8	1506.2
32.5°	2410.7	2392.4	2293.2	1876.0	1768.2	1650.7	1632.3	1583.8	1687.3	1653.9	1812.4
35°	2862.5	2858.2	2678.1	2443.1	2102.4	1971.9	1974.1	1883.5	1968.7	2011.8	2036.6
37.5°	3871.6	3856.6	3582.7	2893.8	2625.3	2356.8	2307.2	2264.1	2175.7	2300.8	2299.7
40°	4415.0	4371.9	4130.4	3676.5	3082.4	2759.0	2655.5	2562.8	2499.2	2572.5	2562.8
42.5°	4837.7	4804.2	4633.9	4163.8	3678.7	3427.4	3041.5	2953.1	2824.8	2912.1	2866.8
45°	5140.6	5123.4	4971.4	4622.0	4250.1	4065.7	3477.0	3339.0	3228.0	3216.1	3189.2
47.5°	5198.8	5162.2	5116.9	4920.7	4762.2	4707.2	4016.1	3777.8	3594.6	3560.1	3514.8
50°	4923.9	4913.1	4972.4	4936.9	5129.8	5258.1	4638.2	4308.3	4051.7	3929.9	3842.5
52.5°	4286.7	4309.4	4536.9	4695.4	5176.2	5642.0	5222.6	4903.4	4553.0	4284.6	4167.1
55°	3405.9	3487.8	3825.3	4155.2	4886.2	5808.0	5776.7	5525.5	5073.8	4681.3	4507.8
57.5°	2615.6	2607.0	3041.5	3341.2	4297.5	5697.0	6136.8	6065.7	5621.5	5093.2	4833.4
60°	1694.9	1687.3	2200.5	2584.3	3312.1	5127.7	6323.4	6509.9	6135.8	5449.0	5126.6
62.5°	1106.2	1152.5	1347.7	1893.2	2365.5	3965.4	6260.8	6785.9	6625.2	5778.9	5408.0
65°	711.6	728.8	814.0	1179.5	1639.9	2586.5	5754.1	6744.9	6900.2	5998.8	5536.3
67.5°	530.5	534.8	575.7	733.1	1115.9	1352.0	4516.4	6175.7	6713.7	6013.9	5494.3
70°	465.8	474.4	514.3	553.1	830.2	850.7	2640.4	4964.9	5965.4	5797.2	5281.9
72.5°	397.8	406.5	459.3	515.4	635.0	638.3	987.6	3299.1	4670.6	5357.3	4941.2
75°	324.5	329.9	376.3	451.7	529.4	512.1	571.4	1491.1	2989.7	4452.8	4407.5
77.5°	262.0	266.3	299.7	360.1	469.0	392.4	425.9	639.3	1485.7	3215.0	3570.8
80°	189.8	191.9	224.3	276.0	352.6	350.4	318.1	405.4	613.5	1878.1	2364.4
82.5°	120.8	120.8	154.2	181.1	234.0	346.1	223.2	272.8	342.9	934.8	1137.5
85°	67.9	70.1	97.0	105.7	136.9	210.2	160.6	150.9	185.4	338.5	280.3
87.5°	12.9	16.2	28.0	30.2	35.6	49.6	58.2	52.8	55.0	78.7	46.4
90°	0.0	0.0	0.0	0.0	0.0	0.0	0.0	0.0	0.0	0.0	0.0



REPORT NUMBER: P417236

CATALOG NUMBER: LXF.LXT-PA1-90-750-U-T2U

**CANDELA DISTRIBUTION (continued):**

	90°	95°	105°	115°	125°	135°	145°	155°	165°	175°	180°
0°	3.2	3.2	3.2	3.2	3.2	3.2	3.2	3.2	3.2	3.2	3.2
2.5°	2.2	3.2	4.3	4.3	4.3	4.3	4.3	4.3	4.3	3.2	3.2
5°	2.2	3.2	4.3	4.3	5.4	7.5	8.6	8.6	9.7	10.8	9.7
7.5°	2.2	3.2	4.3	6.5	8.6	17.3	62.5	221.0	237.2	240.4	244.7
10°	9.7	9.7	10.8	11.9	48.5	231.8	249.1	251.2	253.4	254.4	255.5
12.5°	189.8	187.6	186.5	143.4	221.0	255.5	258.8	260.9	264.1	314.8	340.7
15°	362.3	363.3	345.0	331.0	384.9	280.3	298.6	461.4	477.6	483.0	486.2
17.5°	415.1	433.4	384.9	511.0	506.7	426.9	470.1	494.9	497.0	500.3	501.3
20°	589.7	585.4	560.6	640.4	548.8	701.9	582.2	501.3	630.7	694.3	695.4
22.5°	765.5	766.6	731.0	739.6	789.2	722.4	583.3	662.0	678.2	677.1	673.8
25°	986.5	977.9	960.6	822.6	931.5	786.0	776.3	641.5	643.7	695.4	728.8
27.5°	1206.5	1184.9	1117.0	1066.3	967.1	874.4	733.1	694.3	748.2	745.0	746.1
30°	1510.5	1477.1	1289.5	1283.0	1026.4	865.8	746.1	691.1	672.8	677.1	674.9
32.5°	1814.5	1754.2	1584.9	1529.9	1094.3	806.5	684.6	638.3	691.1	698.6	694.3
35°	2002.1	1952.5	1894.3	1675.4	1101.9	742.8	619.9	630.7	627.5	624.3	626.4
37.5°	2221.0	2140.1	2089.5	1725.0	1039.3	663.1	590.8	582.2	634.0	635.0	630.7
40°	2465.7	2374.1	2260.9	1702.4	897.0	600.5	548.8	576.8	580.0	567.1	563.9
42.5°	2741.7	2608.1	2439.9	1672.2	743.9	563.9	532.6	535.8	538.0	524.0	518.6
45°	3019.9	2863.6	2593.0	1588.1	632.9	527.2	507.8	506.7	495.9	483.0	479.8
47.5°	3331.5	3148.2	2719.1	1441.5	554.2	499.2	491.6	471.2	474.4	462.5	461.4
50°	3652.8	3455.5	2791.3	1265.8	502.4	475.5	462.5	456.1	464.7	450.7	448.5
52.5°	3967.6	3802.6	2905.6	1108.3	458.2	455.0	449.6	451.7	455.0	439.9	438.8
55°	4309.4	4190.8	3010.2	958.5	419.4	426.9	445.3	444.2	443.1	429.1	429.1
57.5°	4623.1	4564.9	3116.9	843.1	389.2	402.2	435.6	435.6	430.2	418.3	417.2
60°	4987.5	4944.4	3218.3	739.6	363.3	379.5	423.7	424.8	415.1	406.5	404.3
62.5°	5318.5	5286.2	3299.1	630.7	335.3	360.1	406.5	414.0	400.0	393.5	393.5
65°	5551.4	5528.8	3343.3	495.9	308.4	340.7	388.1	398.9	380.6	379.5	379.5
67.5°	5571.9	5557.9	3251.7	414.0	288.9	322.4	365.5	376.3	360.1	363.3	356.9
70°	5381.1	5278.6	2991.9	345.0	269.5	298.6	338.5	351.5	335.3	336.4	325.6
72.5°	4977.8	4682.4	2532.6	293.3	248.0	272.8	309.4	321.3	306.2	303.0	291.1
75°	4299.7	3843.6	1762.8	254.4	225.3	244.7	273.9	285.7	276.0	259.8	256.6
77.5°	3330.4	2817.2	1080.3	219.9	204.8	215.6	237.2	243.7	234.0	214.6	211.3
80°	2099.2	1689.5	520.7	190.8	177.9	183.3	197.3	202.7	195.1	175.7	165.0
82.5°	961.7	729.9	274.9	154.2	144.5	144.5	158.5	154.2	147.7	129.4	104.6
85°	224.3	230.7	127.2	94.9	91.6	81.9	94.9	93.8	84.1	64.7	53.9
87.5°	36.7	41.0	32.3	29.1	23.7	18.3	20.5	17.3	15.1	7.5	3.2
90°	0.0	0.0	0.0	0.0	0.0	0.0	0.0	0.0	0.0	0.0	0.0

(END OF REPORT)